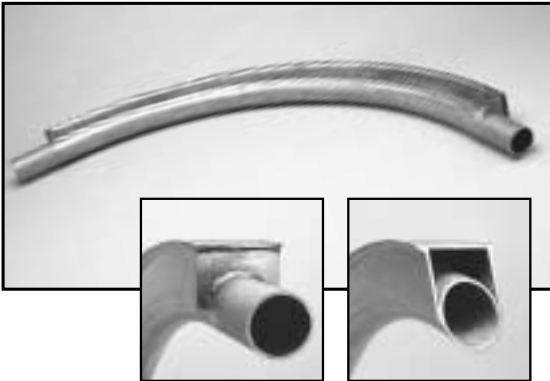


In highly abrasive applications, Morris offers several designs/options of wear-resistant extended-life elbows. All are designed for extending the life of your elbow; choice of design should be based upon customer preference and application experience with a given design.

The basic concept is, once the core elbow has worn through, the cavity fills with the abrasive material and wears against itself, therefore, extending the life of the component.

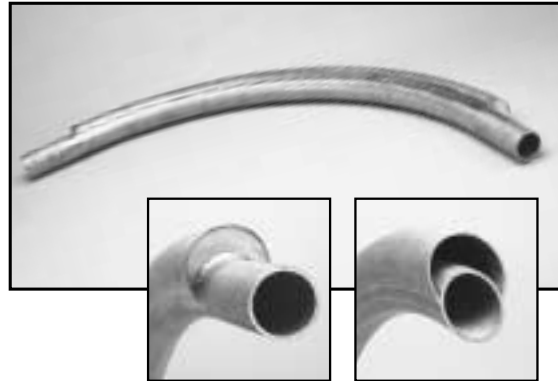
- Extended wear life
- Reduced downtime and loss of material
- Reduced maintenance cost
- Higher system productivity
- Elbows available in various materials
- Sizes available to fit your existing system

*Wear-Back (filled or unfilled)*




*May be supplied with concrete or porcelain filling.*

*Shell-Back*



*Removable Wear-Back*



*Twin-Back*

